



Location: CMA5b - Pedestrian Plaza

Report on 24-hour TSP monitoring for EP-376/2009

Action Level - 209.9 µg/m<sup>3</sup>

Limit Level - 260 µg/m<sup>3</sup>

Date	Sampling Time	Weather Condition	Filter paper no.	Filter Weight, g		Elapse Time, hr		Sampling Time, hr	Flow Rate, m <sup>3</sup> /min			Total Volume, m <sup>3</sup>	TSP Level, µg/m <sup>3</sup>
				Initial	Final	Initial	Final		Initial, Q <sub>si</sub>	Final, Q <sub>sf</sub>	Average		
01-Dec-18	08:00	Cloudy	CMA5b_24hr 28469	2.7033	2.8089	11244.87	11268.87	24.00	0.92	0.92	0.92	1329	79.5
07-Dec-18	08:00	Cloudy	CMA5b_24hr 206746	2.6853	2.7300	11271.88	11295.88	24.00	0.93	0.94	0.94	1347	33.2
10-Dec-18	08:00	Fine	CMA5b_24hr 206731	2.6685	2.7386	11298.89	11322.89	24.00	0.94	0.93	0.93	1345	52.1
15-Dec-18	08:00	Fine	CMA5b_24hr 140009	2.6812	2.7877	11325.90	11349.90	24.00	0.93	0.93	0.93	1343	79.3
21-Dec-18	08:00	Fine	CMA5b_24hr 140063	2.6644	2.7256	11352.91	11376.91	24.00	1.21	1.21	1.21	1744	35.1

Report on 1-hour TSP monitoring for EP-376/2009

Action Level - 339.7 µg/m<sup>3</sup>

Limit Level - 500 µg/m<sup>3</sup>

Date	Sampling Time	Weather Condition	Filter paper no.	Filter Weight, g		Elapse Time, hr		Sampling Time, hr	Flow Rate, m <sup>3</sup> /min			Total Volume, m <sup>3</sup>	TSP Level, µg/m <sup>3</sup>
				Initial	Final	Initial	Final		Initial, Q <sub>si</sub>	Final, Q <sub>sf</sub>	Average		
03-Dec-18	08:02	Cloudy	CMA5b_1hr_1 28421	2.6904	2.6926	11268.87	11269.87	1.00	0.92	0.92	0.92	55	39.9
03-Dec-18	09:33	Cloudy	CMA5b_1hr_2 28456	2.6863	2.6887	11269.87	11270.87	1.00	0.92	0.92	0.92	55	43.5
03-Dec-18	13:00	Cloudy	CMA5b_1hr_3 28450	2.6807	2.6851	11270.87	11271.87	1.00	0.92	0.92	0.92	55	79.8
08-Dec-18	08:04	Cloudy	CMA5b_1hr_1 206712	2.6796	2.6810	11295.89	11296.89	1.00	0.94	0.94	0.94	56	24.9
08-Dec-18	09:10	Cloudy	CMA5b_1hr_2 206718	2.6737	2.6764	11296.89	11297.89	1.00	0.94	0.94	0.94	56	48.1
08-Dec-18	10:13	Cloudy	CMA5b_1hr_3 206725	2.6726	2.6750	11297.89	11298.89	1.00	0.94	0.94	0.94	56	42.7
11-Dec-18	13:00	Fine	CMA5b_1hr_1 140022	2.6628	2.6659	11322.90	11323.90	1.00	0.93	0.93	0.93	56	55.4
11-Dec-18	14:31	Fine	CMA5b_1hr_2 140003	2.6790	2.6837	11323.90	11324.90	1.00	0.93	0.93	0.93	56	84.0
11-Dec-18	15:48	Fine	CMA5b_1hr_3 140006	2.6996	2.7041	11324.90	11325.90	1.00	0.93	0.93	0.93	56	80.4
17-Dec-18	10:50	Fine	CMA5b_1hr_1 140084	2.6655	2.6661	11349.90	11350.90	1.00	0.93	0.93	0.93	56	10.7
17-Dec-18	13:00	Fine	CMA5b_1hr_2 140088	2.6744	2.6757	11350.90	11351.90	1.00	0.93	0.93	0.93	56	23.2
17-Dec-18	14:15	Fine	CMA5b_1hr_3 140094	2.6581	2.6602	11351.90	11352.90	1.00	0.93	0.93	0.93	56	37.5
22-Dec-18	08:35	Fine	CMA5b_1hr_1 140199	2.6580	2.6657	11376.91	11377.91	1.00	1.21	1.21	1.21	73	105.9
22-Dec-18	10:25	Fine	CMA5b_1hr_2 140104	2.6525	2.6608	11377.91	11378.91	1.00	1.24	1.24	1.24	74	111.6
22-Dec-18	13:00	Fine	CMA5b_1hr_3 140112	2.6463	2.6506	11378.91	11379.91	1.00	1.27	1.27	1.27	76	56.6



Location: CMA6a - WDII PRE Office

Report on 24-hour TSP monitoring for EP-376/2009

Action Level - 207.1 µg/m<sup>3</sup>

Limit Level - 260 µg/m<sup>3</sup>

Date	Sampling Time	Weather Condition	Filter paper no.	Filter Weight, g		Elapse Time, hr		Sampling Time, hr	Flow Rate, m <sup>3</sup> /min			Total Volume, m <sup>3</sup>	TSP Level, µg/m <sup>3</sup>
				Initial	Final	Initial	Final		Initial, Q <sub>si</sub>	Final, Q <sub>sf</sub>	Average		
01-Dec-18	08:00	Cloudy	CMA6a_24hr 28387	2.6519	2.7831	4909.73	4933.73	24.00	1.06	1.06	1.06	1527	85.9
07-Dec-18	08:00	Cloudy	CMA6a_24hr 206745	2.6772	2.7286	4936.75	4960.75	24.00	1.07	1.07	1.07	1545	33.3
10-Dec-18	08:00	Fine	CMA6a_24hr 206733	2.6970	2.8125	4963.76	4987.76	24.00	1.14	1.14	1.14	1645	70.2
15-Dec-18	08:00	Fine	CMA6a_24hr 140007	2.7062	2.8400	4990.78	5014.78	24.00	1.07	1.07	1.07	1542	86.8
21-Dec-18	08:00	Fine	CMA6a_24hr 140061	2.6995	2.7765	5018.81	5042.81	24.00	1.14	1.14	1.14	1642	46.9

Report on 1-hour TSP monitoring for EP-376/2009

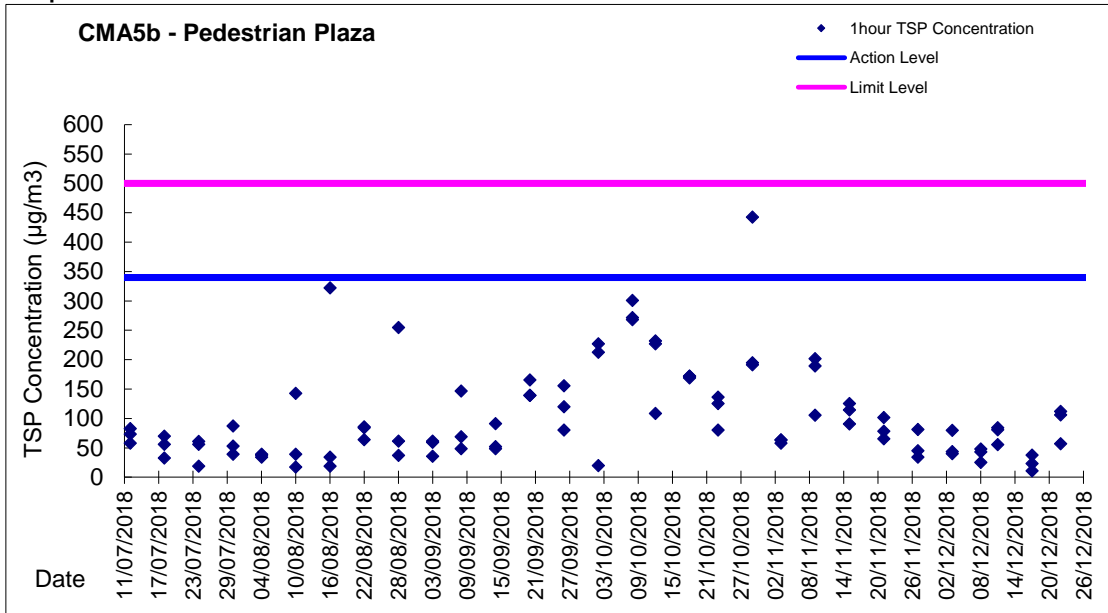
Action Level - 333 µg/m<sup>3</sup>

Limit Level - 500 µg/m<sup>3</sup>

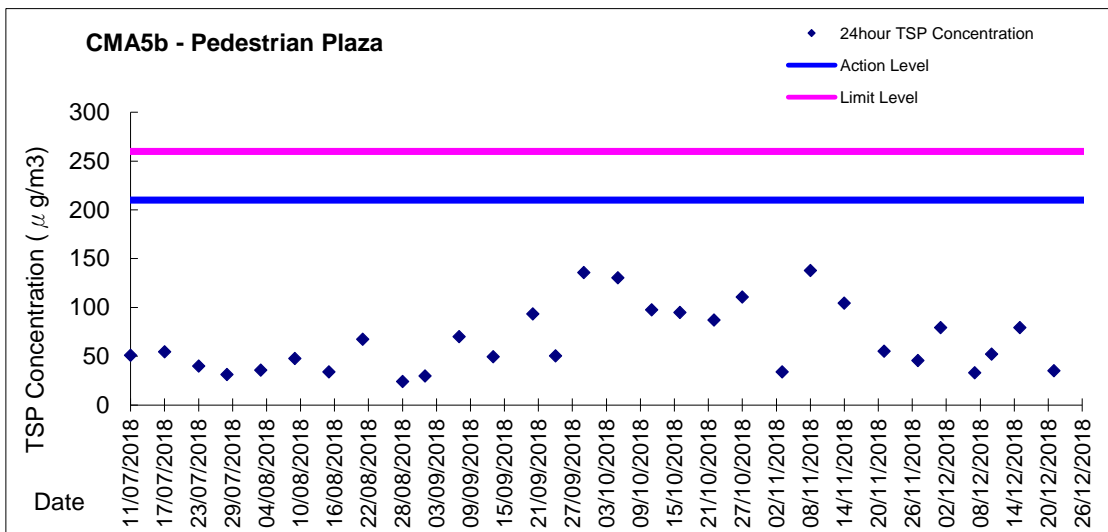
Date	Sampling Time	Weather Condition	Filter paper no.	Filter Weight, g		Elapse Time, hr		Sampling Time, hr	Flow Rate, m <sup>3</sup> /min			Total Volume, m <sup>3</sup>	TSP Level, µg/m <sup>3</sup>
				Initial	Final	Initial	Final		Initial, Q <sub>si</sub>	Final, Q <sub>sf</sub>	Average		
03-Dec-18	08:10	Cloudy	CMA6a_1hr_1 28389	2.6786	2.6855	4933.73	4934.73	1.00	1.06	1.06	1.06	63	108.9
03-Dec-18	09:45	Cloudy	CMA6a_1hr_2 28455	2.6999	2.7050	4934.73	4935.73	1.00	1.13	1.13	1.13	68	75.5
03-Dec-18	13:00	Cloudy	CMA6a_1hr_3 28448	2.6852	2.6891	4935.73	4936.73	1.00	1.20	1.20	1.20	72	54.4
08-Dec-18	08:05	Cloudy	CMA6a_1hr_1 206714	2.6758	2.6767	4960.76	4961.76	1.00	1.22	1.22	1.22	73	12.3
08-Dec-18	09:15	Cloudy	CMA6a_1hr_2 206720	2.6861	2.6864	4961.76	4962.76	1.00	1.07	1.07	1.07	64	4.7
08-Dec-18	10:17	Cloudy	CMA6a_1hr_3 206742	2.6678	2.6688	4962.76	4963.76	1.00	1.14	1.14	1.14	69	14.6
11-Dec-18	13:00	Fine	CMA6a_1hr_1 140020	2.6786	2.6837	4987.77	4988.77	1.00	1.07	1.07	1.07	64	79.4
11-Dec-18	14:13	Fine	CMA6a_1hr_2 140001	2.6959	2.6999	4988.77	4989.77	1.00	1.07	1.07	1.07	64	62.3
11-Dec-18	15:23	Fine	CMA6a_1hr_3 140004	2.6769	2.6838	4989.77	4990.77	1.00	1.07	1.07	1.07	64	107.4
17-Dec-18	14:03	Fine	CMA6a_1hr_1 140091	2.6532	2.6577	5015.80	5016.80	1.00	1.07	1.07	1.07	64	70.0
17-Dec-18	15:41	Fine	CMA6a_1hr_2 140090	2.6600	2.6650	5016.80	5017.80	1.00	1.07	1.07	1.07	64	77.7
17-Dec-18	16:53	Fine	CMA6a_1hr_3 140092	2.6672	2.6712	5017.80	5018.80	1.00	1.07	1.07	1.07	64	62.2
22-Dec-18	08:50	Fine	CMA6a_1hr_1 140197	2.6574	2.6656	5042.82	5043.82	1.00	1.14	1.14	1.14	68	119.9
22-Dec-18	10:15	Fine	CMA6a_1hr_2 140102	2.6274	2.6327	5043.82	5044.82	1.00	1.14	1.20	1.17	70	75.3
22-Dec-18	13:00	Fine	CMA6a_1hr_3 140110	2.6583	2.6622	5044.82	5045.82	1.00	1.14	1.14	1.14	68	57.0



Graphic Presentation of 1 hour TSP Result for EP-376/2009

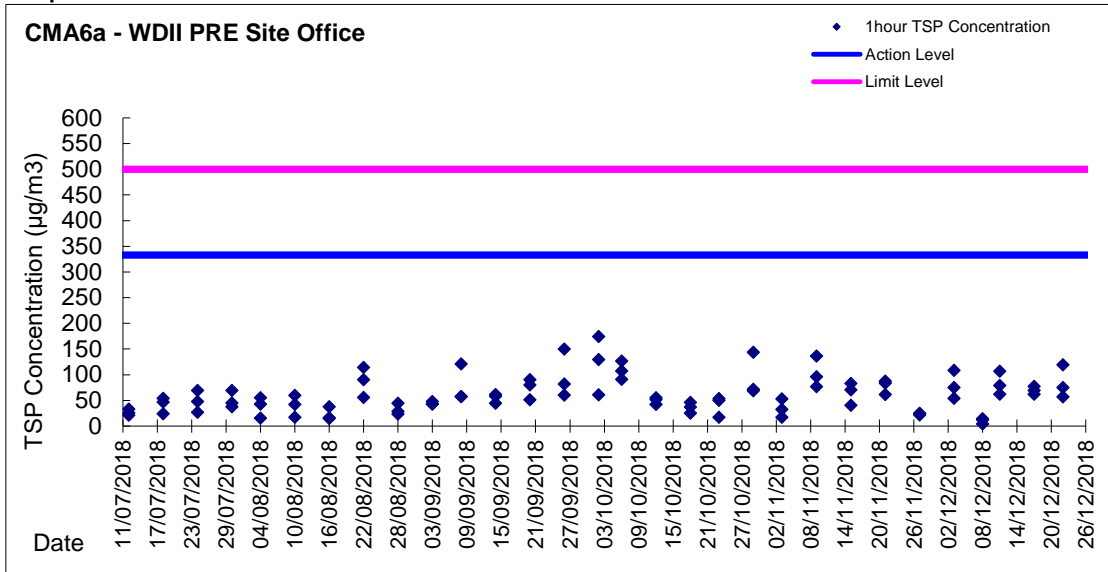


Graphic Presentation of 24 hour TSP Result for EP-376/2009





Graphic Presentation of 1 hour TSP Result for EP-376/2009



Graphic Presentation of 24 hour TSP Result for EP-376/2009

